

## One-Pager: “Building Mastery, Brick by Brick”

*Because real learning isn't graded—it's built.*

---





### Why Ditch the Grades?

Think of grades like the box art on a LEGO set—nice to look at, but not always helpful when you're actually building something meaningful.

#### Mastery is like LEGO building:


- You **build, test, and tweak**—again and again.
  - You can **see your progress** in every brick you place.
  - It's **hands-on, student-driven, and full of iteration.**
- 

### 3 LEGO-Inspired Shifts You Can Try This Week:


 Shift	What It Looks Like	LEGO Analogy
 <b>Replace grades with feedback</b>	Give students clear, kind, and specific notes instead of a percentage	Like reading instructions that help you rebuild a wobbly tower
 <b>Focus on one skill at a time</b>	Let students choose a skill to improve this week	Like mastering how to build a strong base before adding height
 <b>Capture evidence of learning</b>	Use photos, journals, or videos instead of test scores	Like snapping a picture of your custom MOC (My Own Creation)

---


### Build Your Skill Snapshot (Student Tracker)

 My Skill Focus Brick: \_\_\_\_\_

(Examples: problem-solving, collaboration, creativity)

 What I Built to Practice: \_\_\_\_\_

(Draw, describe, or attach a photo of your work)

 Feedback From My Team (teacher or peer): \_\_\_\_\_

---

### Bonus Prompt (Optional Reflection Box):

**If this were a LEGO build, what brick would you add next to keep improving your design?**

---

---